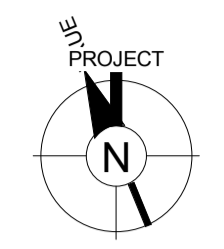
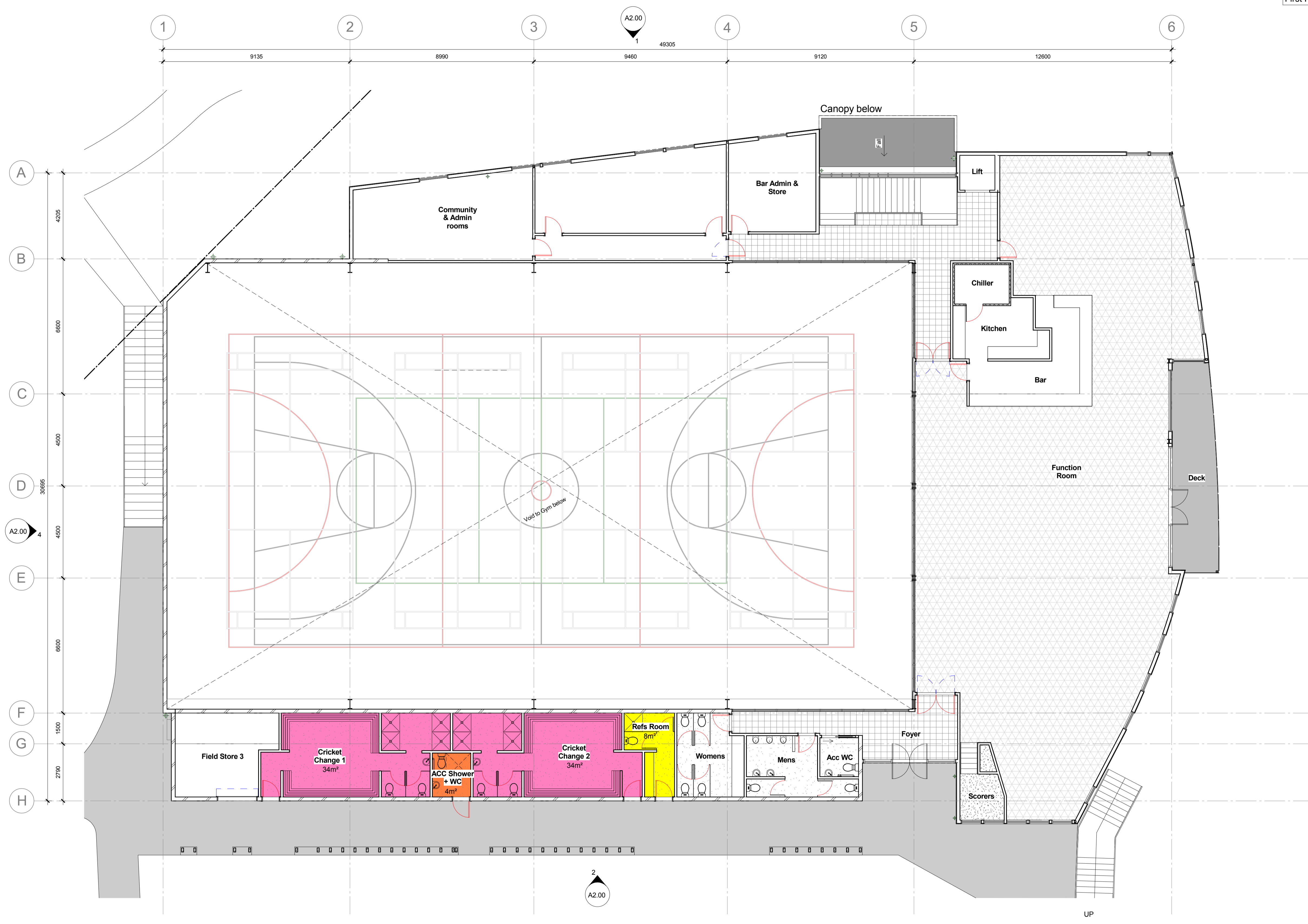


- NOTES:
1. Do not scale off this drawing. Use figured dimensions only. Drawings printed from .pdf files will **NOT** be to scale.
  2. Contractor to verify all details and dimensions on site before commencing work.
  3. Contractor to report any apparent discrepancy to the Architect for interpretation prior to affected work proceeding.




Area Schedule	
Floor	Area
Ground Floor Area	1322 m <sup>2</sup>
First Floor Area	668 m <sup>2</sup>



**1 Proposed Level 1**  
A2.00 1:100

**Change of Conditions for SR 278762**



Alex Moore Park

Alex Moore Park, Johnsonville  
Alex Moore Park Sport & Community

**Proposed Level 1**

Job No. 9084	Drawn Author
Scale (A1) 1:100	Checked Checker
Drawing No. A1.11	Revision No.

PO Box 6435 - 24 Blair Street  
Wellington 6141 - New Zealand  
T 04 3852621 F 04 3852629  
E architects@hdi.co.nz W www.hdi.co.nz